

**SECTION 4. PARTS INFORMATION**

**4-1. INTRODUCTION**

This section lists the replaceable parts of the Henny Penny HHC-99X.

**4-2. GENUINE PARTS**

Use only genuine Henny Penny parts in your cabinet. Using a part of lesser quality or substitute design may result in damage to the unit, or personal injury.

**4-3. WHEN ORDERING PARTS**

Once the parts that you want to order have been found in the parts list, write down the following information:

Example:	Item Number	<u>4</u>
	Part Number	<u>16684</u>
	Description	<u>Cooling Fan</u>

From data plate, list the following information:

Example:	Product Number	<u>HHC990.0</u>
	Serial Number	<u>AW001IE</u>
	Voltage	<u>208 Volt</u>

**4-4. PRICES**



Your distributor has a price list and will be glad to inform you of the cost of your parts order.

**4-5. DELIVERY**


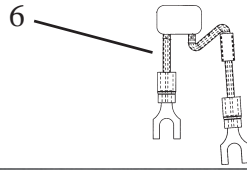
Commonly replaced items are stocked by your local distributor and will be sent out when your order is received. Other parts will be ordered, by your distributor, from Henny Penny Corporation.

**4-6. WARRANTY**

All replacement parts (except lamps and fuses) are warranted for 90 days against manufacturing defects and workmanship. If damage occurs during shipping, notify the carrier at once so that a claim may be properly filed. Refer to warranty in the front of the manual for other rights and limitations.

**4-7. RECOMMENDED  
SPARE PARTS FOR  
DISTRIBUTORS**

Recommended replacement parts, stocked by your distributor, are indicated with √ in the parts lists. Please use care when ordering recommended parts, because all voltages and variations are marked. Distributors should order parts based upon common voltages and equipment sold in their territory.



Item No.	Part No.	Description	Quantity	
			990/996	993/998
√ 1	63419	Speaker Assembly	1	1
√ 2	63460	Transformer Assembly - 120V Pri.-24 Sec.	-	1
√ 2	63459	Transformer Assembly - 208/240V Pri.-24 Sec.	1	1
√ 3	40645	Relay - 25A - Solid State	4	4
4	63832	Terminal Block Assembly	1	1
√ 5	16684	Cooling Fan Assy - 120V	-	1
√ 5	16688	Cooling Fan Assy - 220V	1	1
√ 6	66879	Assy - Resistor Capacitor	1	1
√ 7*	ME90-009	Relay - 240 VAC Coil - 30 Amp - CE	1	1


√ recommended parts

\*not shown



Item No.	Part No.	Description	Quantity	
			990/996	993/998
√ 1	14865	Kit - Control Board - 990 - 5 CDT	1	-
√ 1	14866	Kit - Control Board - 990 - 15 CDT	1	-
√ 1	14867	Kit - Control Board - 992/993 - 5 CDT	-	1
√ 1	14868	Kit - Control Board - 996 - 5 CDT	1	-
√ 1	14869	Kit - Control Board - 996 - 15 CDT	1	-
√ 1	14870	Kit - Control Board - 997/998 - 5 CDT	-	1
√ 2	63464	Power Switch	1	1
3	61726	Decal - Control HHC-990	1	-
3	61757	Decal - Control HHC-990 - 5 CDT	1	-
3	61759	Decal - Control HHC-996 - 5 CDT	1	-
3	61733	Decal - Control HHC-993	-	1
3	61734	Decal - Control HHC-996	1	-
3	61735	Decal - Control HHC-998	-	1
4	28816	Assy - 990 Door - RH Top	1 or 2	-
4	28817	Assy - 990 Door - RH Bottom	1 or 2	-
4	28818	Assy - 990 Door - LH Top	1 or 2	-
4	28819	Assy - 990 Door - LH Bottom	1 or 2	-
4	27033	Assy - 993 Door - RH	-	1 or 2
4	27034	Assy - 993 Door - LH	-	1 or 2
4	32774	Assy - 993 Glass Door - RH	-	1 or 2
4	32775	Assy - 993 Glass Door - LH	-	1 or 2
4	70733	Assy - 996 Door	2 or 4	-
4	70734	Assy - 998 Door	-	1 or 2
5	14272	Kit - Door Handle	2 or 4	2
6	64124	Assy - Receptacle - Food Probe	1	1
√ 6	37420	Receptacle only - Food Probe	1	1
7	14271	Kit - Door Hinge	4 or 8	4
8	56585	Assy - Stud - Probe Guard	1	1
9*	27149	Door Stops (RH-RH & LH-LH pass thru units)	4	-
10*	14327	Kit - HHC992 Stacking	-	1
10*	14328	Kit - HHC997 Stacking	-	1
11*	64355	Clip - Food Probe	1	1

√ recommended parts/\*not shown



Item No.	Part No.	Description	Quantity	
			990/996	993/998
√ 1	18364	Fuse Holder Assembly (120V units have only 1 fuse)	2	2
√ 1	EF02-007	Fuse - 15 Amp	2	2
√ 1	EF02-006	Fuse Holder	2	2
2	63927	Power Cord Assembly - 120V-50A	-	1
2	63928	Power Cord Assembly - 120V-20A	-	1
2	63929	Power Cord Assembly - 208/240V-30A	-	1
2	63930	Power Cord Assembly - 208/240V-20A	1	1
2	63931	Power Cord Assembly - 208/240V-15A	1	1
√ 3	64285	Air Heater Assy-1000W-104-120V(208V units) (includes 63815 gasket)	2	-
√ 3	64128	Air Heater Assy-900W-120V - CE (includes 63815 gasket)	2	-
√ 3	64126	Air Heater Assy-600W-120V (includes 63815 gasket)	-	2
√ 4	63363	Blower - Motor 120V	-	1
√ 4	63362	Blower - Motor 208V	1	1
√ 5	18201	Sensor - High Limit - 335 Deg.	2	2
√ 5	59272	Sensor - High Limit - 375 Deg. - CE (manual reset)	2	2
√ 6	63829	Assy - Vent Motor - 110/220	1	1
√ 7	64098	Assy - Sealed Switch and Actuator	1	1
8	59496	Stud Assy- Motor Mounting Plate	1	1
9*	63814	Gasket - Plate - Motor Mounting	1	1
√ 10*	51068	Assy - EMC Filter Board	1	1
11	63461	Vent Hose-Intake	1	1
12	63462	Vent Hose-Exhaust	1	1




Quantity	Item No.	Part No.	Description	990/996	993/998
√ 1		14390	Kit - Humidity Sensor (before 4/1/2005)	1	1
√ 1		140135	Kit - Humidity Sensor (4/1/2005 & after)	1	1
√ 2		64283	Probe-Air Temp	1	1
√ 3*		14391	Kit - Calibration Board	1	1

√ recommended parts  
\*not shown



Item No.	Part No.	Description	Quantity	
			990/996	993/998
1	27155	Caster	2	2
2	63389	Valve - Drain w/Handle	1	1
3	FP01-131	Male Connector - 5/8 Tube	1	1
4	27154	Caster - Locking	2	2
5	64154	Check Valve	1 or 2	1
6	63463	Water Pan Hose	2 or 4	2
7	SC01-039	Screw - 1/4-20x1 Hex Hd C	16	16
8	LW01-002	Lockwasher - Split Ring 1/4 S	16	16
9	64351	Cover - Water Pan Heater	1	1
9	21031	Cover - Water Pan Heater - CE	1	1
10*	FP01-136	Fitting - 1/2 Barb-3/4 Male Hose (allows garden hose drain for stacked units)	-	1
11*	FP01-132	Male Hose 3/4" Hose Thread (allows garden hose drain for stacked units)	-	1
12*	64289	Drain Tube - Cabinet (drain tube for top unit on stacked units)	-	1

\*not shown



**Quantity**  
**Item No.**


**Part No.**

**Description**

**990/996**

**993/998**

√ 1	14631	Kit - Water Pan Heater - 120V	-	1
√ 1	14632	Kit - Water Pan Heater - 208V	1	1
√ 1	14633	Kit - Water Pan Heater - 240V	1	1
2	71130	Spacer - Water Heater	1	1
3	68130	Insulator - Water Heater	1	1
4	67524	Plate - Water Heater Backing	1	1
5	NS02-007	Nut Hex Keps - #8-32 C	12	12
√ 6	63831	Hi Limit - Water Pan	1	1
√ 6	64297	Hi Limit - Water Pan - CE (manual reset)	1	1
√ recommended parts				



Item No.	Part No.	Description	Quantity	
			990/996	993/998
√ 1	25643	Gasket - Door - 990	2 or 4	-
√ 1	25793	Gasket - Door - 993	-	2
√ 1	28147	Gasket - Door - 996	2 or 4	-
√ 1	28143	Gasket - Door - 998	-	2
2	25957	Assy. - 993 Air Duct	-	2
2	28128	Assy. - 998 Air Duct	-	2
2	27895	Assy. - 990 Air Duct - Upper - 15 tray	2	-
2	27811	Assy. - 990 Air Duct - Lower - 15 tray	2	-
2	30880	Assy. - 990 Air Duct - Lower - 14 tray(used with 27811)	2	-
2	27894	Assy. - 990 Air Duct - Upper - 10 tray	2	-
2	27825	Assy. - 990 Air Duct - Lower - 10 tray	2	-
2	28729	Assy. - 990 Air Duct - Upper - 8 tray	2	-
2	28728	Assy. - 990 Air Duct - Lower - 8 tray	2	-
2	52345	Assy. - 990 Air Duct - Upper - KFC	2	-
2	52346	Assy. - 990 Air Duct - Upper - KFC	2	-
2	28129	Assy. - 996 Air Duct - Upper	2	-
2	28130	Assy. - 996 Air Duct - Lower	2	-
2	28133	Pan Bracket Weldment	22	-
2	34519	Duct - 996 - Air - Upper - Knotts Berry	2	-
2	34517	Duct - 996 - Air - Lower - Knotts Berry	2	-
2	34563	Assy. - Slide and Connectors - Knotts Berry	30	-
2	34550	Assy. - 996 - Air Duct - Upper	2	-
2	34545	Assy. - 996- Air Duct - Lower	2	-
√ 3	67297	Switch - Float Assembly	1	1
4	63525	Assy-Water Pan Cover & Ring (concentration ring)	1	1
4	SC01-076	Screw - #8-32 x 1/4 PH THD S	8	8
4	ME50-048	Standoff - .25 dia. x .63 lg. #8-32 SS	4	4

√ recommended parts  
4-8